

Illumina - Impaakt Report

+2.10



Coverage Status: Good

12



Analyses

244

Ratings

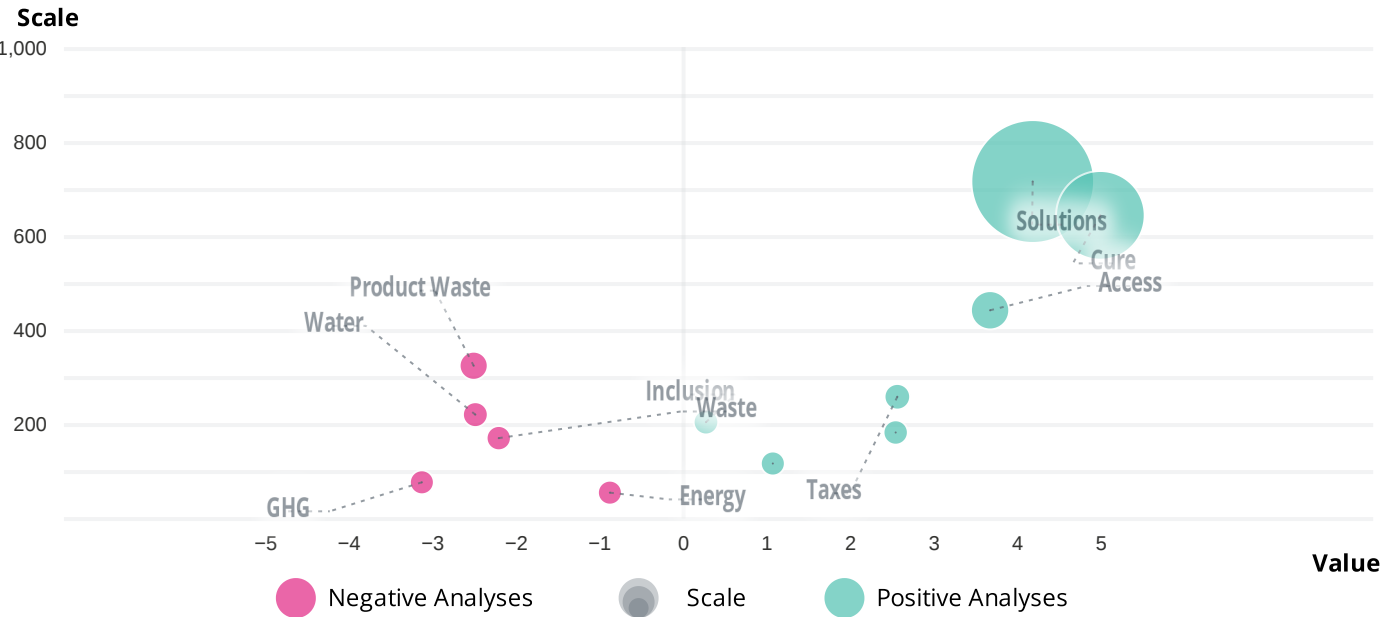
Ticker: ILMN | **ISIN:** US4523271090 | **# Employees:** 7800 | **Revenue:** \$4.3bn

SASB Industry: Medical Equipment & Supplies
Market Cap: 47.0bn














































Ranking:
 /39 Rank in industry

Illumina, Inc. provides sequencing and array-based solutions for genetic and genomic analysis. Its products and services serve customers in a range of markets enabling the adoption of genomic solutions in research and clinical settings for applications in the life sciences, oncology, reproductive health, agriculture, and other emerging segments. The company provides instruments and consumables used in genetic analysis; and genotyping and sequencing services, instrument service contracts, and development and licensing agreements. Its customers include genomic research centers, academic institutions, government laboratories, and hospitals, as well as pharmaceutical, biotechnology, commercial molecular diagnostic laboratories, and consumer genomics companies. The company markets and distributes its products directly to customers in North America, Europe, Latin America, and the Asia-Pacific region, as well as sells through life-science distributors in various markets within Europe, the Asia-Pacific region, Latin America, the Middle East, and Africa. It has collaboration agreements with Geneseeq Technology Inc. to develop comprehensive in-vitro diagnostic (IVD) NGS testing kits for cancer; LetsGetChecked to track COVID-19 variants in California; and Merck & Co., Inc. to develop and commercialize tests that identify genetic mutations used in the assessment of homologous recombination deficiency. The company was incorporated in 1998 and is headquartered in San Diego, California. (Source: Yahoo Finance)

Distribution of Analyses



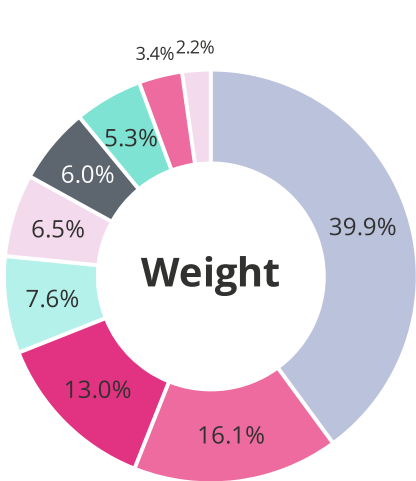
Ranked 1/39 in industry

 Illumina	+2.10	   
2. Boston Scientific	+1.57	 
3. William Demant	+1.40	 
4. Intuitive Surgical	+1.18	 
5. Philips	+1.18	 
6. Danaher	+1.08	 
7. Dentsply Sirona	+0.99	
8. Siemens Healthineers	+0.98	
9. Stryker	+0.97	
10. Straumann	+0.90	
11. Cooper Companies	+0.77	
12. Cochlear	+0.75	
13. Alcon	+0.74	
14. Qiagen	+0.58	
15. EssilorLuxottica	+0.47	
16. Hoya	+0.47	
17. Getinge	+0.22	
18. Coloplast	+0.20	
19. Baxter International	+0.18	
20. Sysmex	+0.16	
21. Convatec	+0.15	
22. Agilent Technologies	+0.08	
23. Thermo Fisher Scientific	+0.08	
24. Carl Zeiss Meditec	+0.04	
25. Sonova	-0.03	
26. Abbott Laboratories	-0.06	
27. Resmed	-0.07	
28. Edwards Lifesciences	-0.13	
29. Medtronic	-0.14	
30. Idexx Laboratories	-0.16	
31. Olympus	-0.25	
32. Teleflex	-0.28	
33. Dexcom	-0.28	
34. Mettler Toledo	-0.29	
35. Smith & Nephew	-0.31	
36. Zimmer	-0.44	

Framework 1/3

Analytics based on the SDG Framework

The Sustainable Development Goals or Global Goals are a collection of 17 interlinked goals designed to be a blueprint to achieve a better and more sustainable future for all. The SDGs were set in 2015 by the United Nations General Assembly and are intended to be achieved by the year 2030.



SDG covered out of 17	#Analyses	Weight	Impact Score	
Good Health and Well-being	2	39.93%	+4.57	<div></div>
Responsible Consumption and Production	3	16.09%	-2.25	<div></div>
Quality Education	1	12.98%	+3.68	<div></div>
Peace, Justice and Strong Institutions	1	7.57%	+2.57	<div></div>
Clean Water and Sanitation	1	6.46%	-2.48	<div></div>
Reduced Inequalities	1	5.99%	+0.28	<div></div>
Decent work and Economic Growth	1	5.34%	+2.55	<div></div>
Gender Equality	1	3.41%	+1.08	<div></div>
Climate Action	1	2.23%	-3.12	<div></div>

Analyses by SDG

1: No Poverty

2: Zero Hunger

3: Good Health and Well-being

4: Quality Education

5: Gender Equality

6: Clean Water and Sanitation

7: Affordable and Clean Energy

8: Decent work and Economic Growth

9: Industry, Innovation and Infrastructure

10: Reduced Inequalities

11: Sustainable Cities and Communities

12: Responsible Consumption and Production

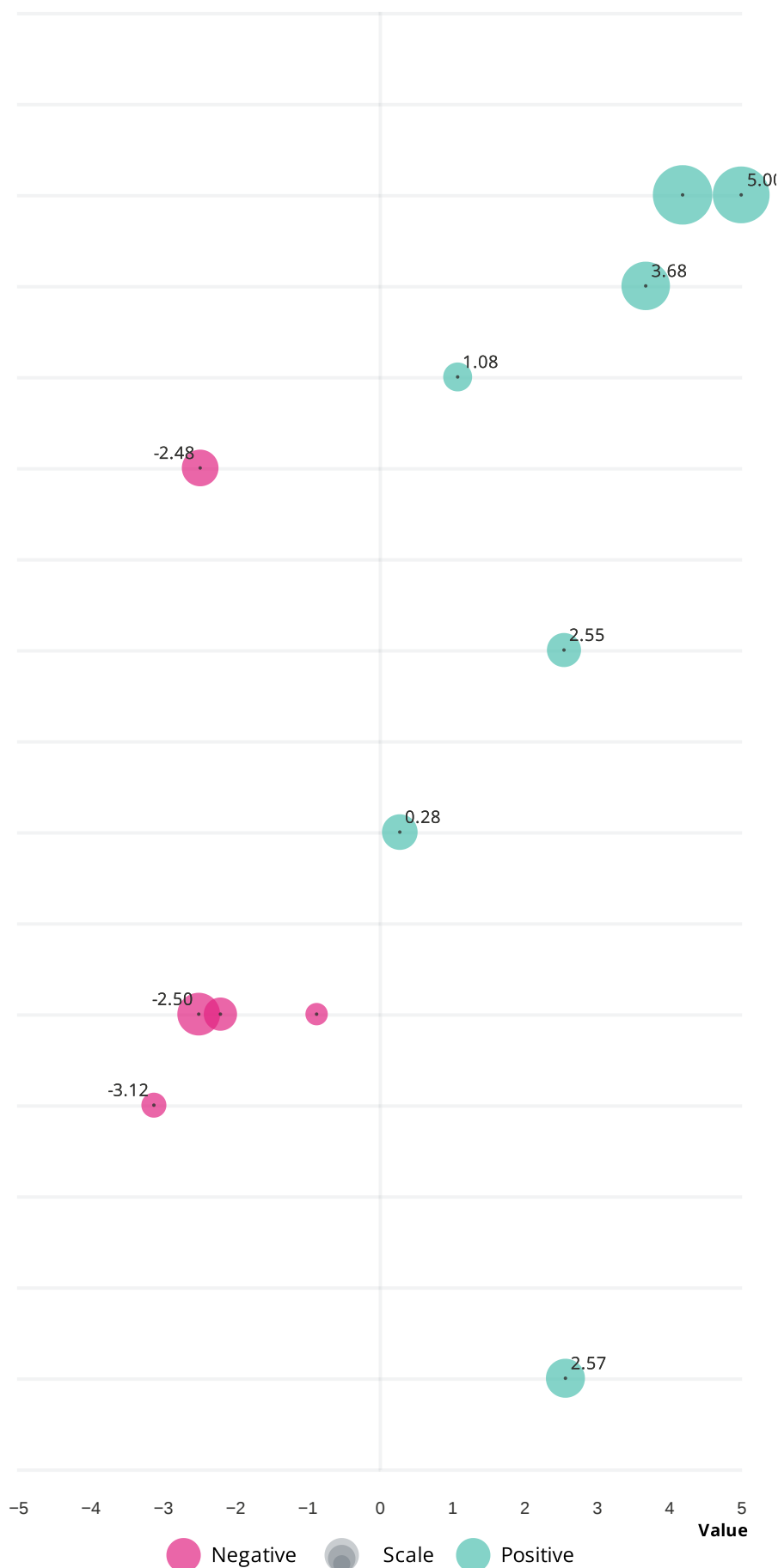
13: Climate Action

14: Life below Water

15: Life on Land

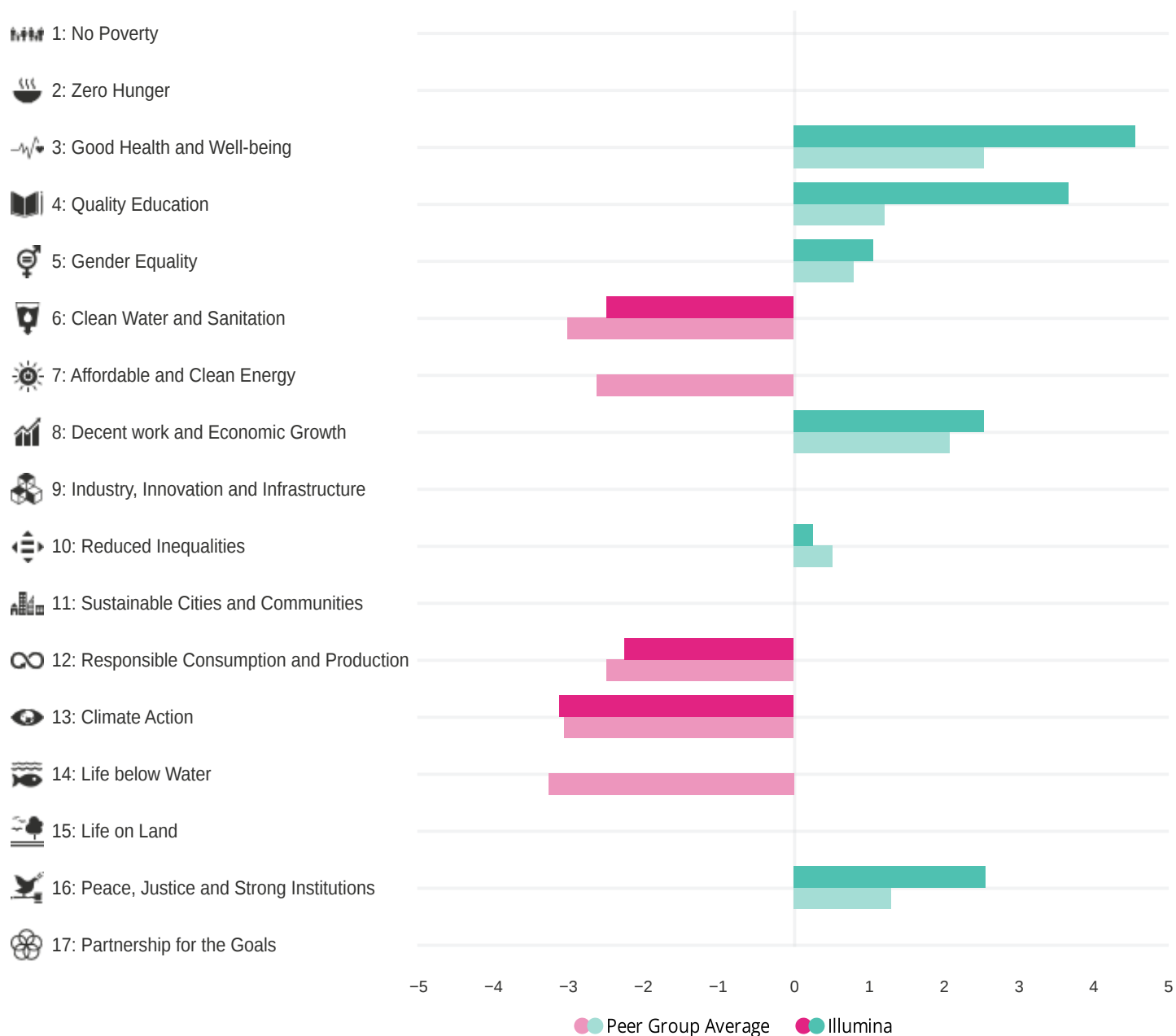
16: Peace, Justice and Strong Institutions

17: Partnership for the Goals



Score Compared to Peer Group Average by SDG

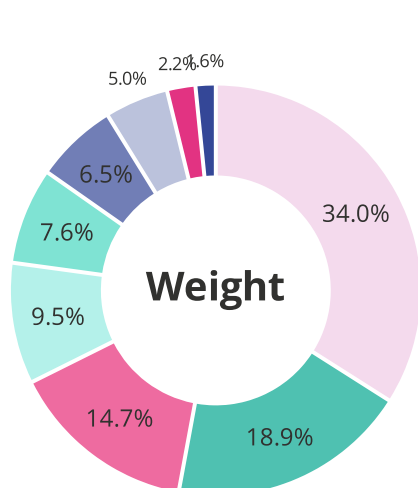
Illumina's Peer Group: [Abbott Laboratories](#), [Medtronic](#), [EssilorLuxottica](#), [Becton Dickinson](#), [Baxter International](#)



Detailed Peer Group Comparison by SDG

SDG	Peer Group Average		Illumina		Becton Dickinson	Abbott Laboratories	Baxter International	EssilorLuxottica	I
1	-	-	-		-	-	-	-	
3	+2.55	<	+4.57		+1.00	+2.77	+2.41	+2.65	
4	+3.68	=	+3.68		-	-	-	-	
5	+0.82	<	+1.08		-0.32	+3.39	+0.44	-	
6	-3.01	<	-2.48		-2.88	-2.67	-3.40	-3.65	
7	-2.62	-	-		-	-0.86	-2.33	-3.61	
8	+2.10	<	+2.55		-2.70	+3.14	+3.15	+3.17	
10	+0.52	>	+0.28		+1.38	-1.56	+0.90	+0.83	
12	-2.49	<	-2.25		-2.37	-2.30	-2.36	-2.68	
13	-3.05	>	-3.12		-1.86	-4.17	-3.05	-2.72	
14	-3.26	-	-		-	-3.26	-	-	
16	+1.32	<	+2.57		+2.50	-0.78	+2.50	-0.85	
17	-	-	-		-	-	-	-	

Sustainability Accounting Standards Board (SASB) connects businesses and investors on the financial impacts of sustainability. Financially Materials: SASB's mission is to help businesses around the world identify, manage and report on the sustainability topics that matter most to their investors.



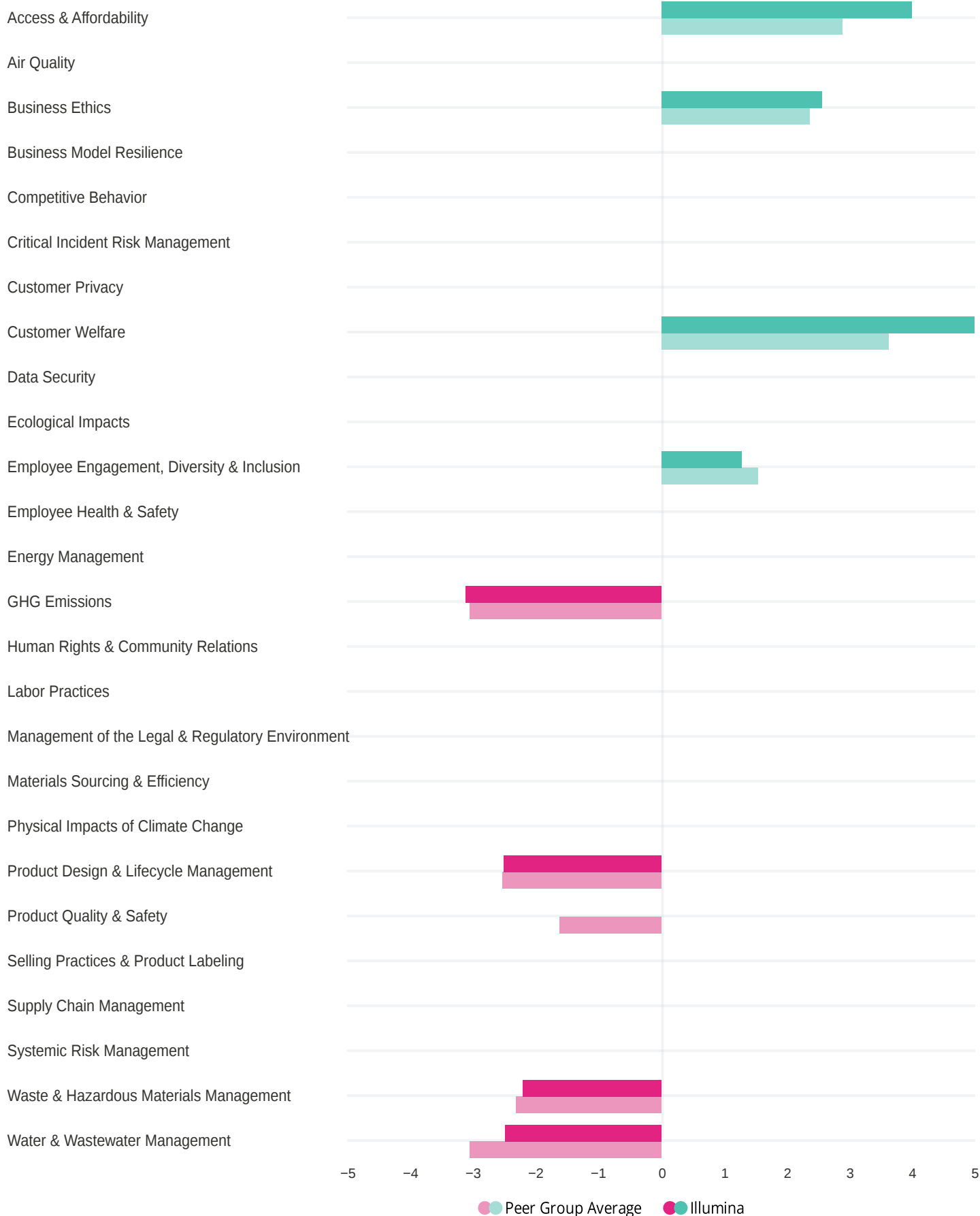
SASBT industries covered out of 26	#Analyses	Weight	Impact Score
Access & Affordability	2	34.00%	+4.00
Customer Welfare	1	18.91%	+5.00
Employee Engagement, Diversity & Inclusion	3	14.74%	+1.29
Product Design & Lifecycle Management	1	9.51%	-2.50
Business Ethics	1	7.57%	+2.57
Water & Wastewater Management	1	6.46%	-2.48
Waste & Hazardous Materials Management	1	4.99%	-2.20
GHG Emissions	1	2.23%	-3.12
Energy Management	1	1.59%	-0.87

Analyses by SASB Theme



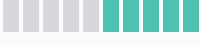







Score Compared to Peer Group Average by SASB Theme

Illumina's Peer Group: [Abbott Laboratories](#), [Medtronic](#), [EssilorLuxottica](#), [Becton Dickinson](#), [Baxter International](#)



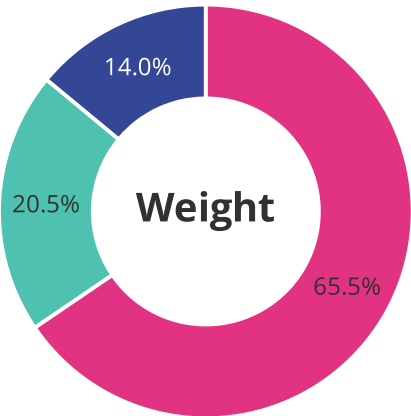
Detailed Peer Group Comparison by SASB

SASB Theme	Peer Group Average		Illumina		Becton Dickinson	Abbott Laboratories	Baxter International	EssilorLuxottica
Access & Affordability	+2.89	<	+4.00		+1.93	+1.82	+3.31	+4.03
Business Ethics	+2.38	<	+2.57		+2.50	+2.21	+2.50	+2.50
Customer Welfare	+3.63	<	+5.00		+3.26	+3.48	+3.42	+2.50
Employee Engagement, Diversity & Inclusion	+1.56	>	+1.29		+1.45	+1.91	+1.67	+1.69
GHG Emissions	-3.06	>	-3.12		-1.90	-4.17	-3.05	-2.72
Product Design & Lifecycle Management	-2.53	<	-2.50		-2.79	-2.61	-1.95	-3.00
Product Quality & Safety	-2.16	-	-	-	-2.52	-1.07	-2.88	-
Waste & Hazardous Materials Management	-2.31	<	-2.20		-1.55	-1.87	-2.89	-1.87
Water & Wastewater Management	-3.05	<	-2.48		-2.96	-2.67	-3.51	-3.65

Framework 3/3

Analytics based on the Categories Framework

To help you look at the most material impacts of a company, we distinguish impact that is either related to the Processes of the company, its Products (or services) or its Philanthropy.



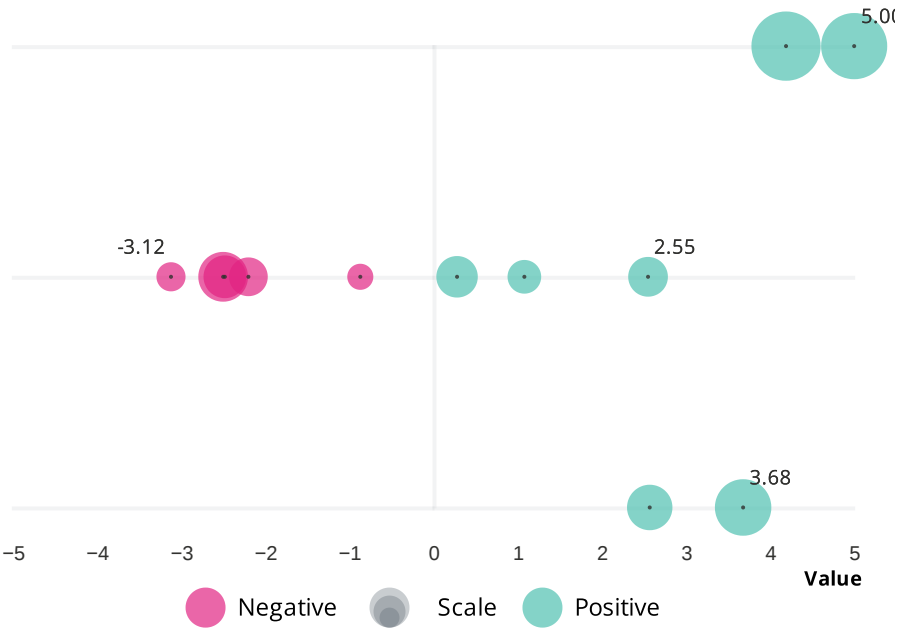
Category industries covered out of 3	#Analyses	Weight	Impact Score	
Processes	8	65.50%	-1.02	<div><div></div><div></div><div></div><div></div><div></div><div></div><div></div><div></div><div></div><div></div></div>
Products	2	20.50%	+4.57	<div><div></div><div></div><div></div><div></div><div></div><div></div><div></div><div></div><div></div><div></div></div>
Taxes & Philanthropy	2	14.00%	+3.27	<div><div></div><div></div><div></div><div></div><div></div><div></div><div></div><div></div><div></div><div></div></div>

Analyses by Category

Products

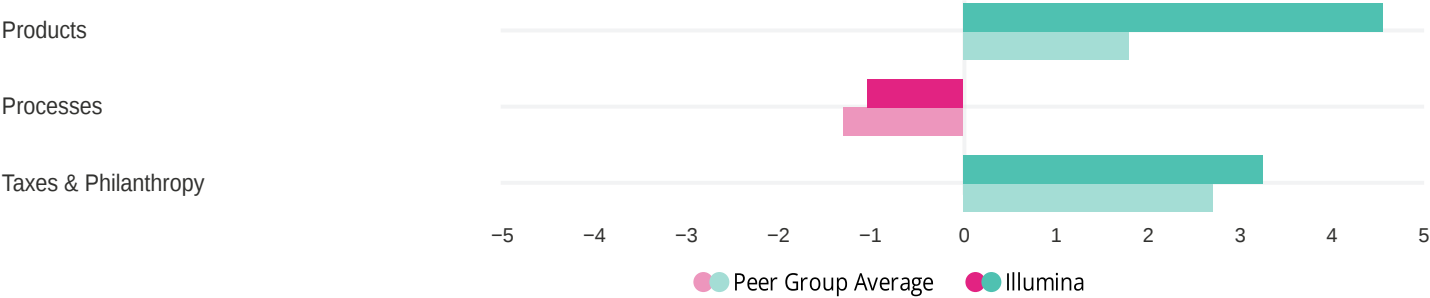
Processes

Taxes & Philanthropy



Score Compared to Peer Group Average by Category

Illumina's Peer Group: [Abbott Laboratories](#), [Medtronic](#), [EssilorLuxottica](#), [Becton Dickinson](#), [Baxter International](#)



Detailed Peer Group Comparison by Categories

Category	Peer Group Average		Illumina		Becton Dickinson	Abbott Laboratories	Baxter International	EssilorLuxottica
Processes	-1.30	<	-1.02	<div><div></div><div></div><div></div><div></div><div></div><div></div><div></div><div></div><div></div><div></div></div>	-1.48	-1.28	-1.28	-1.11
Products	+1.82	<	+4.57	<div><div></div><div></div><div></div><div></div><div></div><div></div><div></div><div></div><div></div><div></div></div>	+0.58	+1.21	+1.12	+1.58
Taxes & Philanthropy	+2.72	<	+3.27	<div><div></div><div></div><div></div><div></div><div></div><div></div><div></div><div></div><div></div><div></div></div>	+2.50	+2.21	+3.07	+3.31

Detailed Score of all analyses


SASB Theme	SDG	Headline	Impact value	Impact scale	#Ratings
Customer Welfare	3	Illumina contributes to disease prevention with its efficient and innovative array-based solutions	+5.00	3.22	10
Access & Affordability	3	Illumina technology generates ~90% of the world's sequencing data hence enabling efficient prognosis	+4.19	3.58	22
Access & Affordability	4	Illumina educated more than 600,000 students through its 23 health education programmes	+3.68	2.21	32
Employee Engagement, Diversity & Inclusion	5	With a 43% female workforce, Illumina is very close to achieving parity at most leadership levels	+1.08	0.58	60
Water & Wastewater Management	6	In 2019, Illumina's water consumption amounted to 292,000 m3	-2.48	1.10	12
Employee Engagement, Diversity & Inclusion	8	Illumina is contributing to economic progress and social stability by employing 7,802 people	+2.55	0.91	20
Employee Engagement, Diversity & Inclusion	10	Illumina spent 16% of supplier spending on diverse businesses, yet displayed a glass ceiling	+0.28	1.02	12
Energy Management	12	Illumina reduced its energy consumption by 2.24% between 2018 and 2019	-0.87	0.27	16
Waste & Hazardous Materials Management	12	In 2019, Illumina sent to landfills waste equivalent to that produced by 2,707 Americans in a year	-2.20	0.85	14
Product Design & Lifecycle Management	12	In FY20, Illumina's estimated total product sales was equal to waste generated by 52,165 US citizens	-2.50	1.62	10
GHG Emissions	13	Illumina is responsible for annual total GHG emissions of around 42,054 metric tons in 2019	-3.12	0.38	18
Business Ethics	16	Over the past 3 years, Illumina has contributed around USD 440 Mn to corporate taxes	+2.57	1.29	12

Understanding our Impact Score



1. Analyses

The analyses are written by an active community of writers that went through a rigorous training process. Each analysis is reviewed by our team of editors being published.



2. Ratings

Then the community rates each analysis according to 2 dimensions: value and scale.



Value

3. Value & Scale

Value: how positive or negative the impact is described in the analysis. **Scale:** how small or large the impact is described, taking into account the breadth, depth and persistence, as defined by the Impact Management Project.

Scale



4. Final Score

The analyses are written by an active community of writers that went through a rigorous training process. Each analysis is reviewed by our team of editors being published.